



## specification for bi-fold garage doors

Delivery to mainland UK only

Available in all standard e80 front door designs



4 door bi-fold  
(double)



2 door bi-fold (single)

Outward/Inward opening available

### Frame sizes

	Width mm	Height mm
frame size 2 panel up to	2800	2400
frame size 4 panel up to	5500	2400

### Door values

Total door thickness	80mm
Door leaf calculated insulation	1.112W/m²k
Sound insulation	31db
Eco Wood Fibre insulation	270 Kg/m3

### Entry opening options

Manual**	X
Automatic	✓

\*\*Manual opening is ONLY available on our side-hinged garage doors

### Door structure

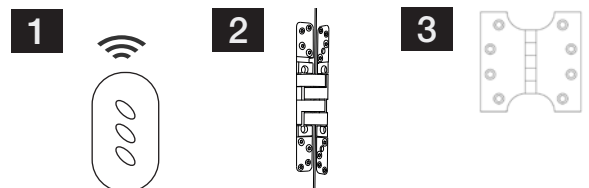
1	3d hinges (at jambs)	✓	a	Interior solid wood lamination layer	5mm
2	Parliament hinges (to connect internal panels)	✓	b	Interior composite stabilising layer	10mm
3	Automated bifold closing & locking system	✓	c	Exterior composite stabilising layer	10mm
4	Eco Wood Fibre insulation	✓	d	Exterior solid wood lamination layer	5mm
5	Double steel reinforcement	✓			
6	Dropdown seals (1 top, 1 bottom per panel)	✓			
7	Hardwood frame (see next page for details)	✓			

### Door finish options\*

	Sealing / protective	Unfinished
Hardwood	Oil Lacquer	N/A
Metallic	Beeswax Lacquer	Oxidises Weathers naturally

### Security & Hardware


1	Remote fobs	2
2	Reinforced, multiaxial 3D concealed hinges	4 (single door) 8 (double door)
	- tested to EN1935:2002	
	- maximum weight	180kg
	- maximum horizontal stress	360N
3	Parliament hinges (connecting panels)	



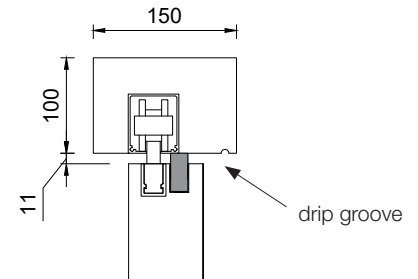
\*Maintenance frequency varies depending on finish and exposure (page 3). RAL painted doors do not require an additional protective finish

## Frame structure

Solid wood laminated frame (mm)	70w x 115d
Frame head extension + drip groove	35mm
Single rebated frame	✓
Double acoustic weatherseals withstanding temperatures	-30c - +70c



diag. 1



## Flush structure with drip groove at the head of the frame


Our bi-fold garage doors are built with a flush structure at the jambs (sides of the frame), so the door panels sit flat in-line with the front of the frame.

The head (top) of the frame features a short extension of 35mm to the front that overhangs the door and also includes a drip groove (see diag. 1) to help water run-off away from the door.

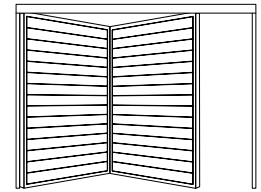
## Inward or outward opening available

Please note the reduction in passage area due to the bifold opening

Outward opening reduction each side	550mm
Inward opening reduction each side	300mm



550mm opening reduction



300mm opening reduction

## (OPTIONAL EXTRA)

Single side opening available (for 2 x2 double bifolds)

For double bi-fold garage doors (with 4 panels), you can choose to have single-side opening as well as the standard double automatic opening. If chosen, this option will come with an additional button on your remote fobs.



# about exposure and choosing the right garage door


The beauty of real natural hardwood is in both its aesthetics & properties, in the long-run it will outperform any man-made equivalent.

We offer a wide range of choices to allow you to create the perfect garage door bespoke to your needs.

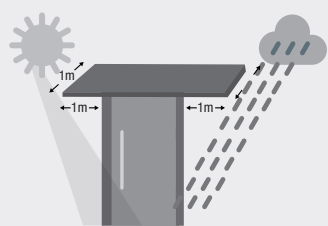
**We recommend all our doors are fully protected by a substantial porch or canopy & planning this protection early will give you more choice and flexibility and lower maintenance frequency.**

See the table below which shows the approximate maintenance frequency depending on the final finish and location exposure (oil & lacquer relate to natural hardwood garage doors).

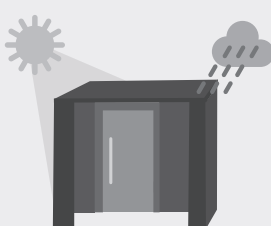
**High exposure**  
(fully open to the elements and/or coastal locations)



**Semi-exposed**  
(protected by canopy/porch min. size half the door height on all sides)




**Protected**  
(fully setback or protected all sides by a porch/canopy)



Door finish (average maintenance frequency shown in table)	Oiled	1m-1 year	6m-1 year	Once a year
	Lacquered	1-5 years	2-5 years	3-10 years
	RAL colours	1-5 years	2-8 years	5-10 years

\*Bronze doors are finished with beeswax, lacquer or left unfinished. Maintenance required as needed – contact us for more details.



Please note: urban front doors are supply only

Guarantees: 2 year manufacturing warranty on door & motor

**Urban Front Limited**

Unit 4 Chesham Business Park  
33 Townsend Road, Chesham  
Buckinghamshire, HP5 2AA, UK

+44 (0)1494 778787  
[info@urbanfront.co.uk](mailto:info@urbanfront.co.uk)  
[www.urbanfront.co.uk](http://www.urbanfront.co.uk)