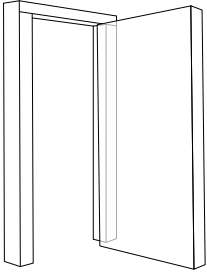


specification for hinged internal doors (fire-rated or non-fire-rated)

Available in a selection of standard e80 front door designs. Pivot & pocket doors also available (non-fire-rated only), see next page.



Frame sizes (single)

	Width mm	Height mm
Standard frame size up to	1500	3000

Frame sizes (double)

	Width mm	Height mm
Standard frame size up to	2800	3000

Door values

Total door thickness	54mm
Sound insulation	33db (standard) up to 42db

Fire rating available*

For FD30 & FD 60 doorsets	BS476 (part 22)
---------------------------	-----------------

* limitation on sizes, please enquire with us for more info

Door structure

1 Interior solid wood lamination layer	5mm
2 Interior composite stabilising layer	5mm
3 Composite stabilising core	44mm
4 Acoustic seals	✓
5 Acoustic cill	✓

Door finish options*

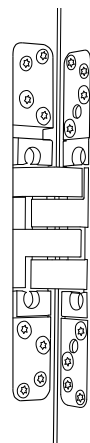
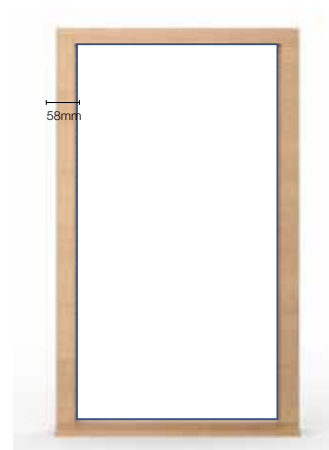
	Sealing / protective	Unfinished
Hardwood	Oil Lacquer	N/A
Metallic	Beeswax Lacquer	Oxidises Weathers naturally

Frame structure

Solid wood laminated frame (mm)	58w x 100d
---------------------------------	------------

Security & Hardware

1 Reinforced, multiaxial 3D concealed hinges	2 per door
2 - tested to EN1935:2002	✓
3 - maximum weight	120kg
4 - maximum horizontal stress	360N
5 Heavy-duty mortice lock with low friction latch delrin	✓
- EN12209	✓



additional locking & door closing options

PLEASE NOTE: THE OPTION BELOW IS SUPPLIED FITTED ONLY. A PROFESSIONAL ELECTRICIAN IS REQUIRED ONSITE FOR FINAL WIRING.

(OPTIONAL EXTRA)

Motorised self-locking & fingerprint entry (or other automatic/electrical entry system) + thumbturn

Choose this option where self-locking and no keys are preferred. This locking system acts the same as self-locking but allows integration with additional electrical/keyless opening systems.

Motorised self-locking:

From the inside & outside: when the door is shut, the lock is automatically engaged and locks the door.

The lock is designed to stay locked in case of a power cut.

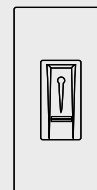
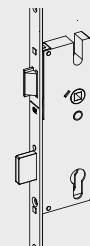
You will still receive keys in case a manual override is required.

Fingerprint entry system:

Register up to 99 fingerprint sets to unlock the door from the outside without a key. This can be integrated with motorised locking.

Other 3rd party entry systems (not supplied):

These can be used in conjunction with fingerprint entry or on their own. They will also require the motorised locking option.



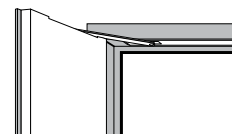
(OPTIONAL EXTRA)

Door closing: concealed hinged soft-closing system

Highly recommended where hinged doors are being fitted into glass.

This option prevents the door from slamming shut (reducing possible and repeated impact on the glass) and allows the door to close gently on its own.

The concealed hinged door closer will not let the door stay open. A door stop or wedge would be needed if required.



(OPTIONAL EXTRA)

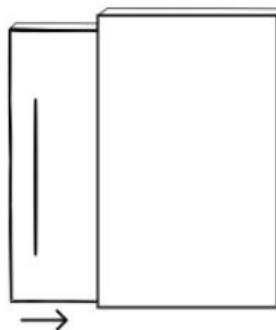
Fire Exit quick release locks

Pivot & pocket door structures

Internal doors are also available in a pivot or pocket door structure and both offer a modern visual style.

Both of these options are only available as non-fire-rated doors.

Internal pocket door



Pocket doors are ideal where space enhancement or ultra-minimalism is required.

Internal pivot door



Internal pivot doors on the other hand will reduce the width of the walkthrough space and may be better suited to wider hallways.

For more details on any of our internal doors, please get in touch on 01494 778 787 or e-mail: info@urbanfront.co.uk